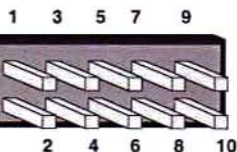


## PS/2

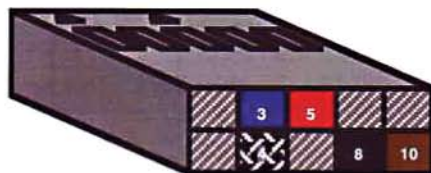
### PS/2



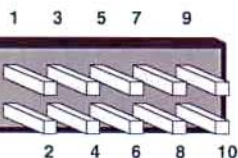
JP2

Pin	Signal
1	Rxd
2	RTS
3	DCD/PS2 Clock
4	Drain
5	Ground
6	N/C
7	DTR
8	RI/PS2 Data
9	TxD
10	CTS/PS2 + 5V

Color  
Blue  
Shrink tube  
Red



## USB



P1

Pin	Signal
1	D+
3	D-
5	Drain
7	Ground
9	+5V

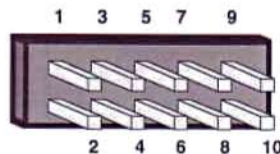
Color  
Blue  
Black  
Black (shrink tube)  
Red  
Brown



# HULA POINT

## Serial

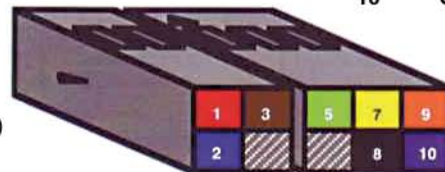
### AT/Serial



JP2

Pin	Signal
1	Rxd*
2	RTS*
3	DCD/PS2 Clock
4	Drain
5	Ground*
6	N/C
7	DTR*
8	RI/PS2 Data
9	TxD*
10	CTS/PS2 + 5V

Color  
Red  
Blue  
Brown  
Shrink tube  
Green  
Yellow  
Black  
Orange  
Violet



\*for additional information or technical support please visit [www.stealthcomputer.com](http://www.stealthcomputer.com)